

# Rush City School District

MCA Trend Data

# JES MCA III Math Grade 3

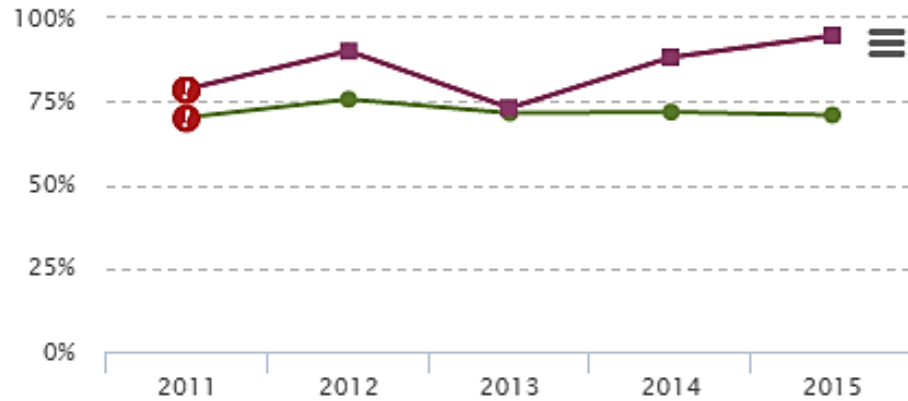
## C.E. Jacobson Elementary

Rush City Public School District

Test: MCA-III, Subject: Math, Grade: 3



### 2011 - 2015 Proficiency



● Statewide   
 ◆ Rush City Public School District   
 ■ C.E. Jacobson Elementary

### Statewide

Year	Percent Proficient	Number Proficient	Number Tested
2011	70.2%	41,749	59,488
2012	75.6%	46,368	61,356
2013	71.5%	44,834	62,707
2014	71.8%	44,910	62,522
2015	70.9%	45,228	63,780

### Rush City Public School District

Year	Percent Proficient	Number Proficient	Number Tested
2011	78.7%	48	61
2012	90.1%	64	71
2013	73.0%	46	63
2014	88.2%	60	68
2015	94.7%	72	76

### C.E. Jacobson Elementary

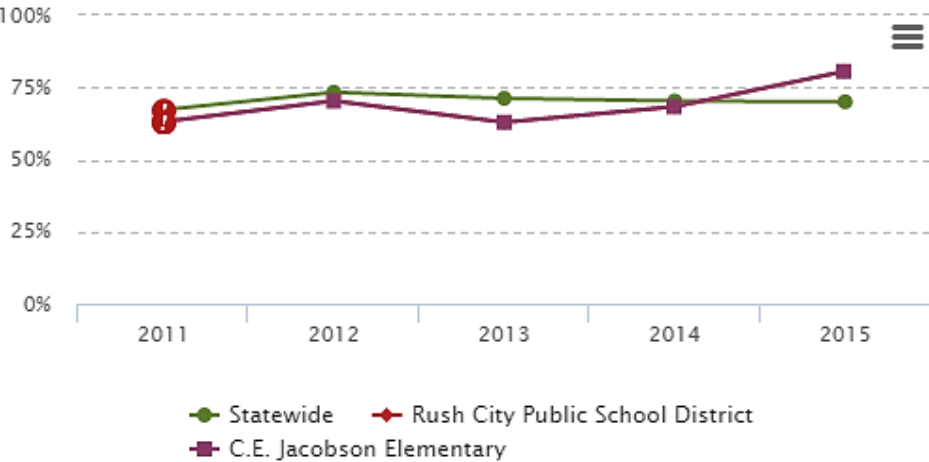
Year	Percent Proficient	Number Proficient	Number Tested
2011	78.7%	48	61
2012	90.1%	64	71
2013	73.0%	46	63

# JES MCA III Math Grade 4

**C.E. Jacobson Elementary** Rush City Public School District  
 Test: MCA-III, Subject: Math, Grade: 4



2011 - 2015 Proficiency



## Statewide

Year	Percent Proficient	Number Proficient	Number Tested
2011	67.2%	40,655	60,499
2012	73.3%	43,918	59,939
2013	71.2%	43,735	61,387
2014	70.3%	44,151	62,837
2015	70.0%	43,798	62,589

## Rush City Public School District

Year	Percent Proficient	Number Proficient	Number Tested
2011	63.1%	41	65
2012	70.3%	45	64
2013	62.9%	44	70
2014	68.3%	43	63
2015	80.6%	54	67

## C.E. Jacobson Elementary

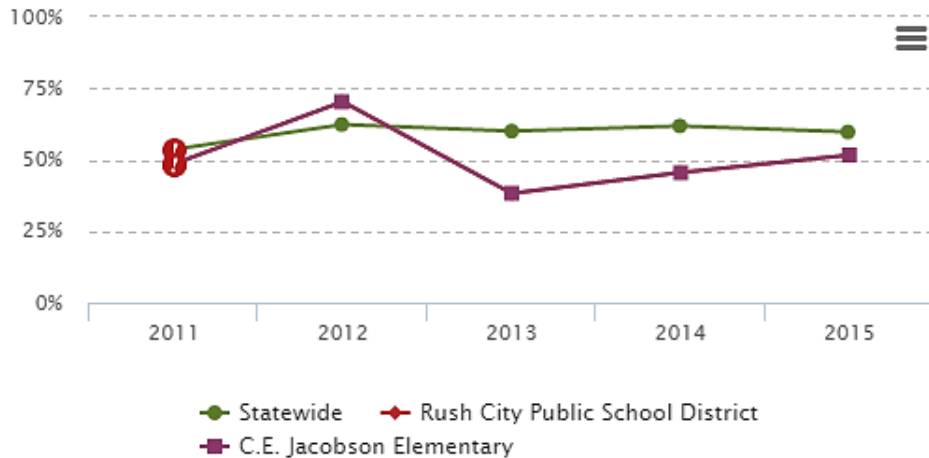
Year	Percent Proficient	Number Proficient	Number Tested
2011	63.1%	41	65
2012	70.3%	45	64
2013	62.9%	44	70
2014	68.3%	43	63
2015	80.6%	54	67

# JES MCA III Math Grade 5

**C.E. Jacobson Elementary** Rush City Public School District  
 Test: MCA-III, Subject: Math, Grade: 5



2011 - 2015 Proficiency



## Statewide

Year	Percent Proficient	Number Proficient	Number Tested
2011	53.6%	31,720	59,175
2012	62.3%	37,391	60,031
2013	60.0%	35,314	58,864
2014	61.8%	37,407	60,557
2015	59.7%	37,653	63,095

## Rush City Public School District

Year	Percent Proficient	Number Proficient	Number Tested
2011	48.5%	33	68
2012	70.3%	45	64
2013	38.2%	26	68
2014	45.5%	30	66
2015	51.6%	32	62

## C.E. Jacobson Elementary

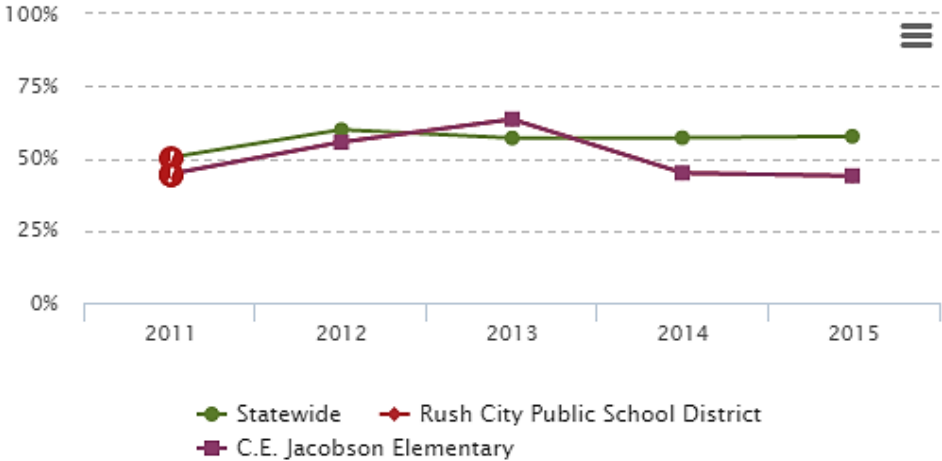
Year	Percent Proficient	Number Proficient	Number Tested
2011	48.5%	33	68
2012	70.3%	45	64
2013	38.2%	26	68
2014	45.5%	30	66
2015	51.6%	32	62

# JES MCA III Math Grade 6

**C.E. Jacobson Elementary** Rush City Public School District  
 Test: MCA-III, Subject: Math, Grade: 6



2011 - 2015 Proficiency



## Statewide

Year	Percent Proficient	Number Proficient	Number Tested
2011	50.3%	29,432	58,528
2012	59.9%	35,367	59,087
2013	57.0%	33,878	59,432
2014	57.1%	33,631	58,925
2015	57.6%	35,712	61,964

## Rush City Public School District

Year	Percent Proficient	Number Proficient	Number Tested
2011	44.6%	29	65
2012	55.6%	40	72
2013	63.5%	40	63
2014	44.9%	31	69
2015	43.9%	29	66

## C.E. Jacobson Elementary

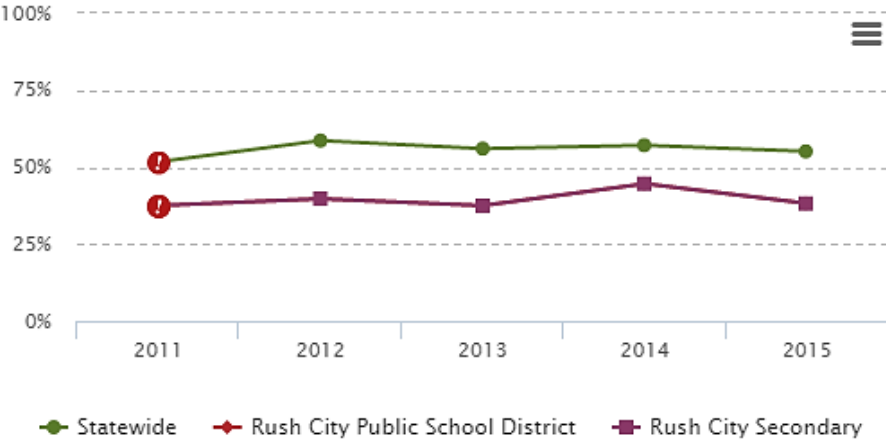
Year	Percent Proficient	Number Proficient	Number Tested
2011	44.6%	29	65
2012	55.6%	40	72
2013	63.5%	40	63
2014	44.9%	31	69
2015	43.9%	29	66

# RCHS MCA III Math Grade 7

**Rush City Secondary** Rush City Public School District  
 Test: MCA-III, Subject: Math, Grade: 7



2011 - 2015 Proficiency



## Statewide

Year	Percent Proficient	Number Proficient	Number Tested
2011	51.7%	30,456	58,870
2012	58.6%	34,713	59,197
2013	56.0%	33,170	59,190
2014	57.1%	34,212	59,961
2015	55.1%	33,643	61,029

## Rush City Public School District

Year	Percent Proficient	Number Proficient	Number Tested
2011	37.5%	24	64
2012	39.7%	27	68
2013	37.5%	27	72
2014	44.6%	29	65
2015	38.2%	26	68

## Rush City Secondary

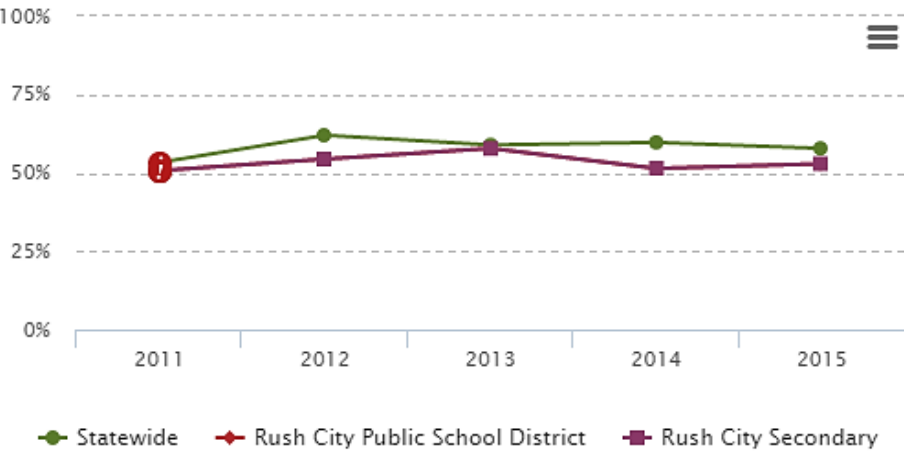
Year	Percent Proficient	Number Proficient	Number Tested
2011	37.5%	24	64
2012	39.7%	27	68
2013	37.5%	27	72
2014	44.6%	29	65
2015	38.2%	26	68

# RCHS MCA III Math Grade 8

**Rush City Secondary** Rush City Public School District  
 Test: MCA-III, Subject: Math, Grade: 8



2011 - 2015 Proficiency



## Statewide

Year	Percent Proficient	Number Proficient	Number Tested
2011	53.3%	31,474	59,082
2012	62.0%	36,319	58,546
2013	58.9%	34,546	58,686
2014	59.7%	35,249	59,016
2015	57.8%	35,797	61,920

## Rush City Public School District

Year	Percent Proficient	Number Proficient	Number Tested
2011	50.7%	38	75
2012	54.4%	37	68
2013	57.8%	37	64
2014	51.4%	36	70
2015	52.9%	36	68

## Rush City Secondary

Year	Percent Proficient	Number Proficient	Number Tested
2011	50.7%	38	75
2012	54.4%	37	68
2013	57.8%	37	64
2014	51.4%	36	70
2015	52.9%	36	68

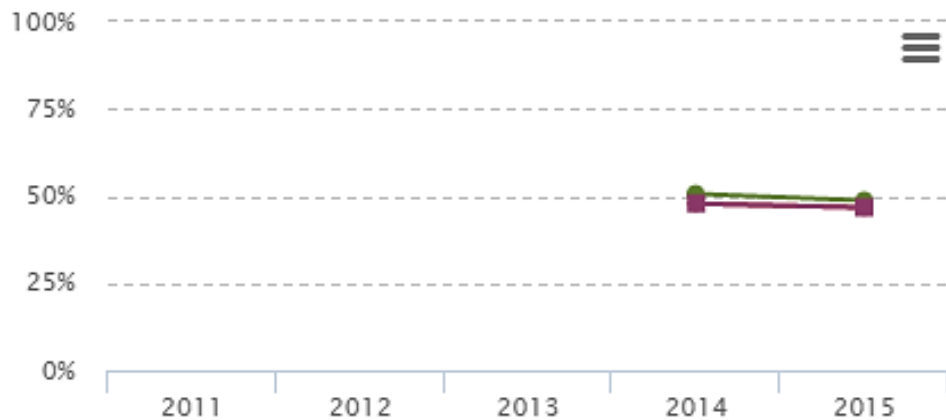
# RCHS MCA III Math Grade 11

**Rush City Secondary** Rush City Public School District

Test: MCA-III, Subject: Math, Grade: 11



2011 - 2015 Proficiency



● Statewide
 ● Rush City Public School District
 ■ Rush City Secondary

## Statewide

Year	Percent Proficient	Number Proficient	Number Tested
2011	N/A	N/A	N/A
2012	N/A	N/A	N/A
2013	N/A	N/A	N/A
2014	50.6%	29,444	58,189
2015	48.7%	28,238	57,959

## Rush City Public School District

Year	Percent Proficient	Number Proficient	Number Tested
2011	N/A	N/A	N/A
2012	N/A	N/A	N/A
2013	N/A	N/A	N/A
2014	47.8%	32	67
2015	46.7%	28	60

## Rush City Secondary

Year	Percent Proficient	Number Proficient	Number Tested
2011	N/A	N/A	N/A
2012	N/A	N/A	N/A
2013	N/A	N/A	N/A
2014	47.8%	32	67
2015	46.7%	28	60

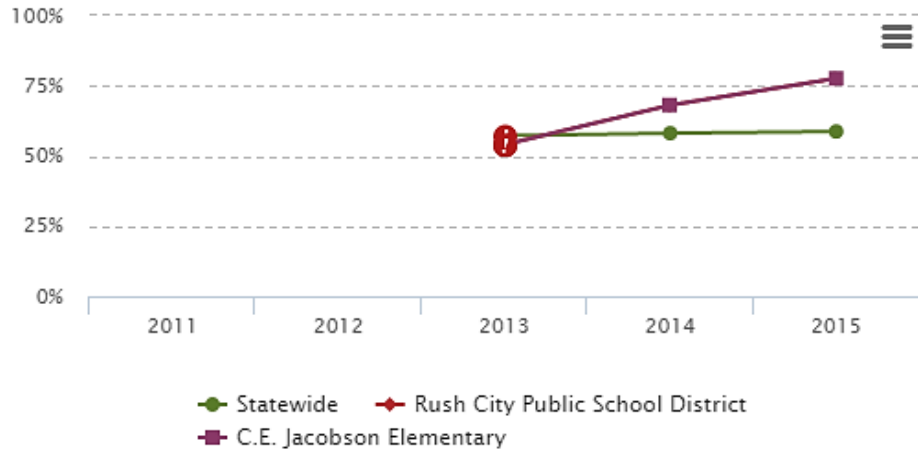


# JES MCA III Reading Grade 3

**C.E. Jacobson Elementary** Rush City Public School District  
 Test: MCA-III, Subject: Reading, Grade: 3



2011 - 2015 Proficiency



## Statewide

Year	Percent Proficient	Number Proficient	Number Tested
2011	N/A	N/A	N/A
2012	N/A	N/A	N/A
2013	57.2%	35,670	62,389
2014	58.1%	36,186	62,278
2015	58.7%	37,342	63,583

## Rush City Public School District

Year	Percent Proficient	Number Proficient	Number Tested
2011	N/A	N/A	N/A
2012	N/A	N/A	N/A
2013	54.0%	34	63
2014	68.1%	47	69
2015	77.6%	59	76

## C.E. Jacobson Elementary

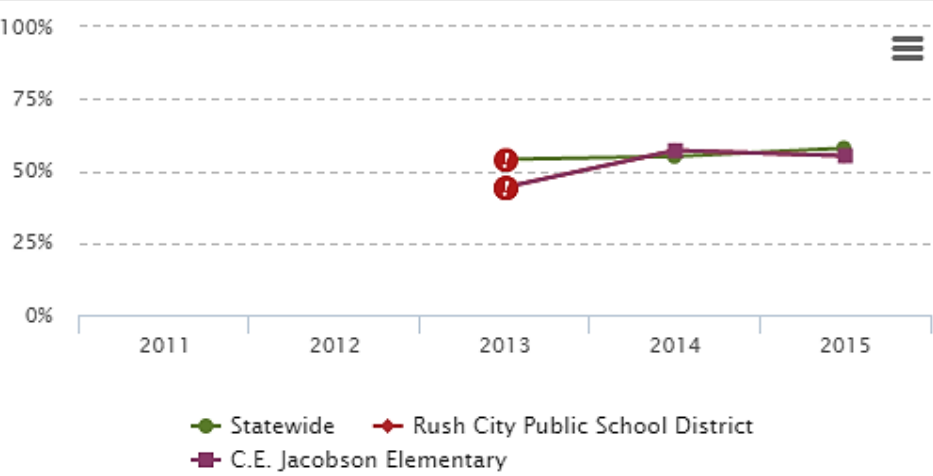
Year	Percent Proficient	Number Proficient	Number Tested
2011	N/A	N/A	N/A
2012	N/A	N/A	N/A
2013	54.0%	34	63
2014	68.1%	47	69
2015	77.6%	59	76

# JES MCA III Reading Grade 4

**C.E. Jacobson Elementary** Rush City Public School District  
 Test: MCA-III, Subject: Reading, Grade: 4



2011 - 2015 Proficiency



## Statewide

Year	Percent Proficient	Number Proficient	Number Tested
2011	N/A	N/A	N/A
2012	N/A	N/A	N/A
2013	54.0%	33,021	61,153
2014	55.0%	34,393	62,566
2015	57.9%	36,093	62,380

## Rush City Public School District

Year	Percent Proficient	Number Proficient	Number Tested
2011	N/A	N/A	N/A
2012	N/A	N/A	N/A
2013	44.3%	31	70
2014	57.1%	36	63
2015	55.2%	37	67

## C.E. Jacobson Elementary

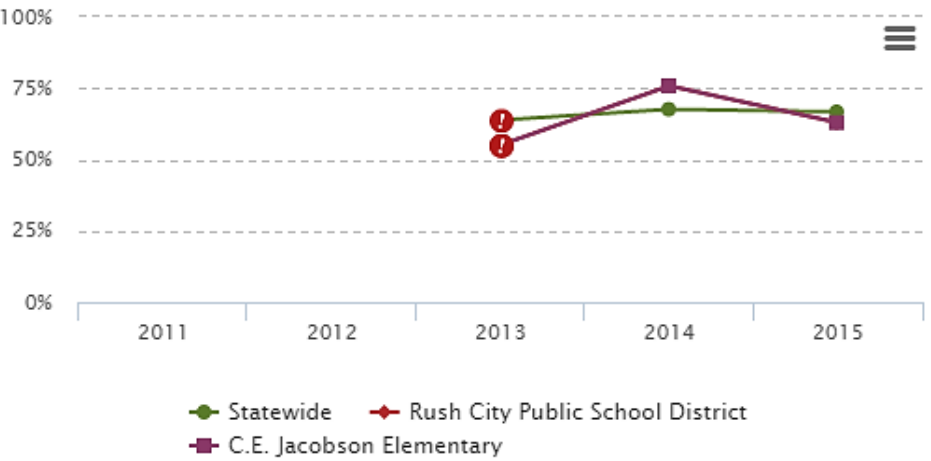
Year	Percent Proficient	Number Proficient	Number Tested
2011	N/A	N/A	N/A
2012	N/A	N/A	N/A
2013	44.3%	31	70
2014	57.1%	36	63
2015	55.2%	37	67

# JES MCA III Reading Grade 5

**C.E. Jacobson Elementary** Rush City Public School District  
 Test: MCA-III, Subject: Reading, Grade: 5



2011 - 2015 Proficiency



Statewide			
Year	Percent Proficient	Number Proficient	Number Tested
2011	N/A	N/A	N/A
2012	N/A	N/A	N/A
2013	63.8%	37,388	58,557
2014	67.6%	40,647	60,115
2015	66.7%	41,991	62,977

Rush City Public School District			
Year	Percent Proficient	Number Proficient	Number Tested
2011	N/A	N/A	N/A
2012	N/A	N/A	N/A
2013	55.1%	38	69
2014	75.8%	50	66
2015	62.9%	39	62

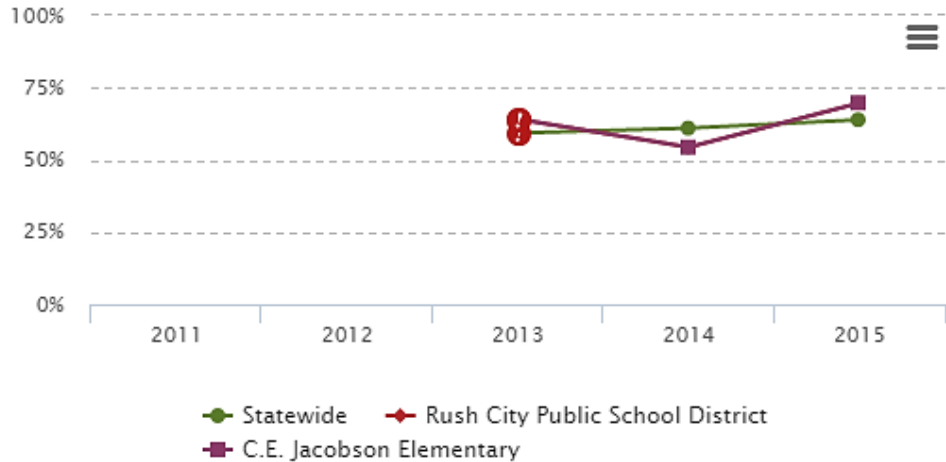
C.E. Jacobson Elementary			
Year	Percent Proficient	Number Proficient	Number Tested
2011	N/A	N/A	N/A
2012	N/A	N/A	N/A
2013	55.1%	38	69
2014	75.8%	50	66
2015	62.9%	39	62

# JES MCA III Reading Grade 6

**C.E. Jacobson Elementary** Rush City Public School District  
 Test: MCA-III, Subject: Reading, Grade: 6



2011 - 2015 Proficiency



## Statewide

Year	Percent Proficient	Number Proficient	Number Tested
2011	N/A	N/A	N/A
2012	N/A	N/A	N/A
2013	59.3%	35,177	59,284
2014	61.0%	35,813	58,694
2015	63.9%	39,488	61,811

## Rush City Public School District

Year	Percent Proficient	Number Proficient	Number Tested
2011	N/A	N/A	N/A
2012	N/A	N/A	N/A
2013	64.1%	41	64
2014	54.4%	37	68
2015	69.7%	46	66

## C.E. Jacobson Elementary

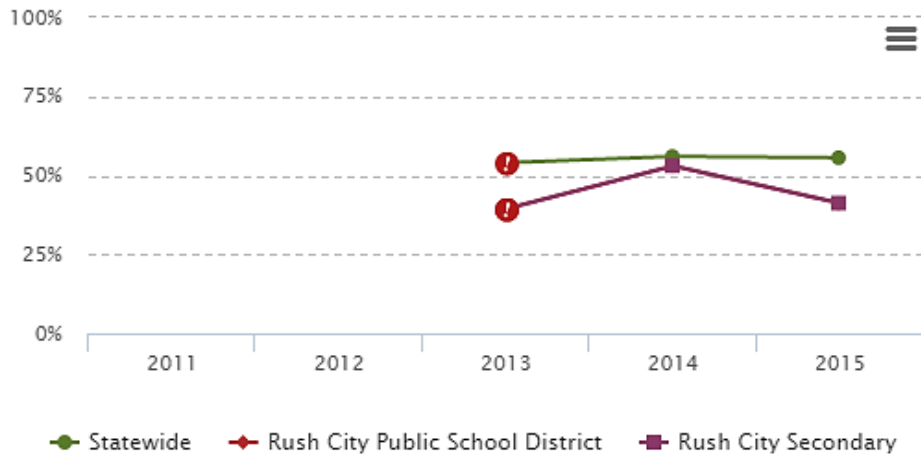
Year	Percent Proficient	Number Proficient	Number Tested
2011	N/A	N/A	N/A
2012	N/A	N/A	N/A
2013	64.1%	41	64
2014	54.4%	37	68
2015	69.7%	46	66

# RCHS MCA III Reading Grade 7

**Rush City Secondary** Rush City Public School District  
 Test: MCA-III, Subject: Reading, Grade: 7



2011 - 2015 Proficiency



## Statewide

Year	Percent Proficient	Number Proficient	Number Tested
2011	N/A	N/A	N/A
2012	N/A	N/A	N/A
2013	54.0%	32,060	59,326
2014	56.0%	33,586	59,974
2015	55.6%	33,889	60,950

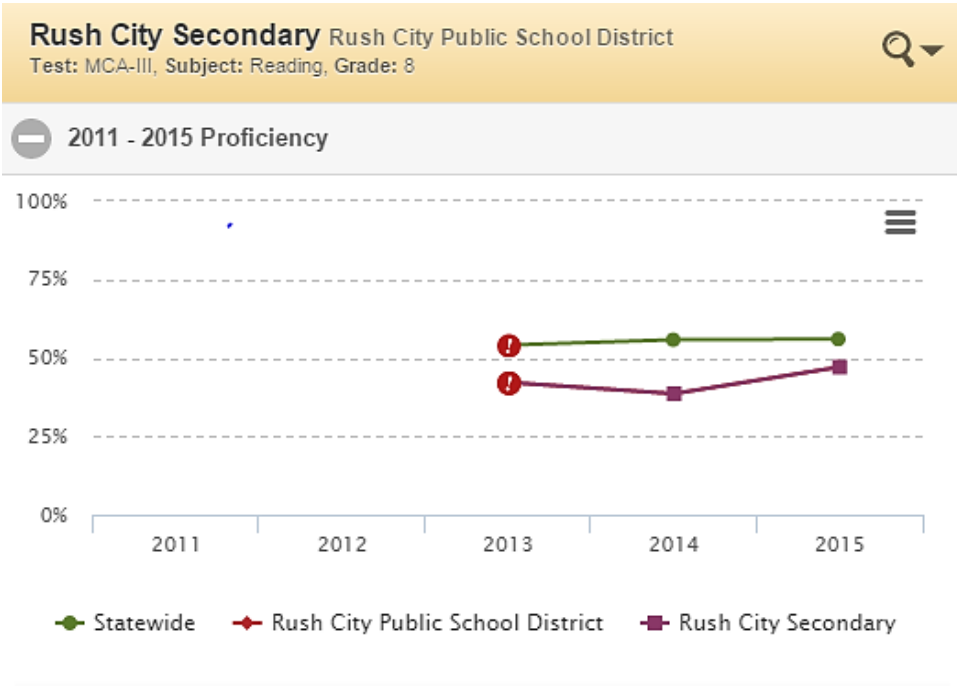
## Rush City Public School District

Year	Percent Proficient	Number Proficient	Number Tested
2011	N/A	N/A	N/A
2012	N/A	N/A	N/A
2013	39.4%	28	71
2014	53.0%	35	66
2015	41.2%	28	68

## Rush City Secondary

Year	Percent Proficient	Number Proficient	Number Tested
2011	N/A	N/A	N/A
2012	N/A	N/A	N/A
2013	39.4%	28	71
2014	53.0%	35	66
2015	41.2%	28	68

# RCHS MCA III Reading Grade 8



**Statewide**

Year	Percent Proficient	Number Proficient	Number Tested
2011	N/A	N/A	N/A
2012	N/A	N/A	N/A
2013	54.1%	31,967	59,037
2014	55.8%	33,065	59,271
2015	56.0%	34,633	61,861

**Rush City Public School District**

Year	Percent Proficient	Number Proficient	Number Tested
2011	N/A	N/A	N/A
2012	N/A	N/A	N/A
2013	42.2%	27	64
2014	38.6%	27	70
2015	47.1%	32	68

**Rush City Secondary**

Year	Percent Proficient	Number Proficient	Number Tested
2011	N/A	N/A	N/A
2012	N/A	N/A	N/A
2013	42.2%	27	64
2014	38.6%	27	70
2015	47.1%	32	68

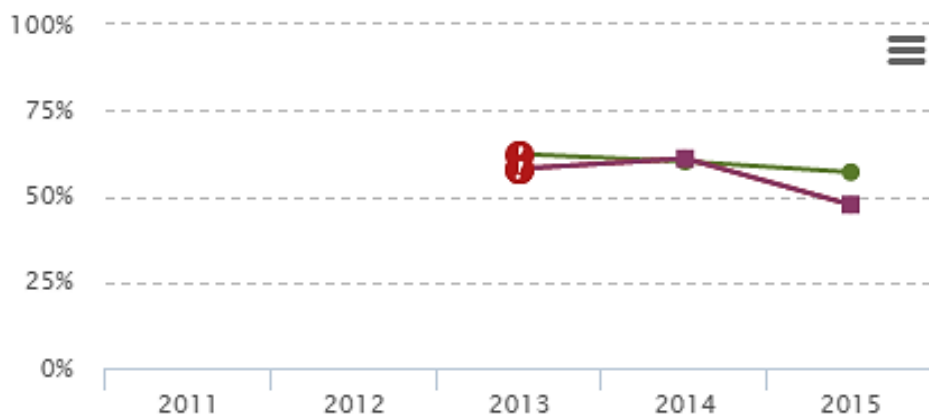
# RCHS MCA III Reading Grade 10

**Rush City Secondary** Rush City Public School District

Test: MCA-III, Subject: Reading, Grade: 10



2011 - 2015 Proficiency



● Statewide   
 ◆ Rush City Public School District  
■ Rush City Secondary

## Statewide

Year	Percent Proficient	Number Proficient	Number Tested
2011	N/A	N/A	N/A
2012	N/A	N/A	N/A
2013	62.3%	37,666	60,424
2014	60.1%	35,980	59,881
2015	57.0%	34,582	60,629

## Rush City Public School District

Year	Percent Proficient	Number Proficient	Number Tested
2011	N/A	N/A	N/A
2012	N/A	N/A	N/A
2013	58.0%	40	69
2014	61.0%	36	59
2015	47.5%	29	61

## Rush City Secondary

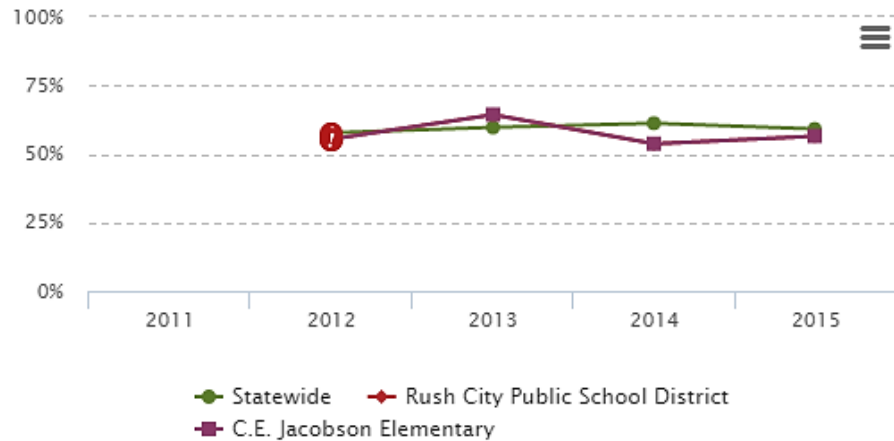
Year	Percent Proficient	Number Proficient	Number Tested
2011	N/A	N/A	N/A
2012	N/A	N/A	N/A
2013	58.0%	40	69
2014	61.0%	36	59
2015	47.5%	29	61

# JES MCA III Science Grade 5

**C.E. Jacobson Elementary** Rush City Public School District  
 Test: MCA-III, Subject: Science, Grade: 5



2011 - 2015 Proficiency



## Statewide

Year	Percent Proficient	Number Proficient	Number Tested
2011	N/A	N/A	N/A
2012	57.7%	34,891	60,495
2013	59.7%	35,784	59,930
2014	61.2%	37,616	61,424
2015	59.1%	37,230	62,945

## Rush City Public School District

Year	Percent Proficient	Number Proficient	Number Tested
2011	N/A	N/A	N/A
2012	55.4%	36	65
2013	64.3%	45	70
2014	53.7%	36	67
2015	56.5%	35	62

## C.E. Jacobson Elementary

Year	Percent Proficient	Number Proficient	Number Tested
2011	N/A	N/A	N/A
2012	55.4%	36	65
2013	64.3%	45	70
2014	53.7%	36	67
2015	56.5%	35	62



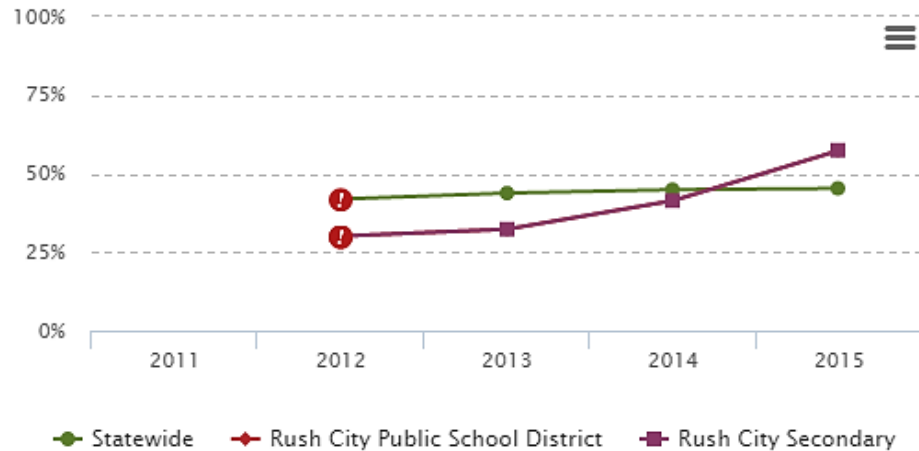
# RCHS MCA III Science Grade 8

## Rush City Secondary Rush City Public School District

Test: MCA-III, Subject: Science, Grade: 8



### 2011 - 2015 Proficiency



### Statewide

Year	Percent Proficient	Number Proficient	Number Tested
2011	N/A	N/A	N/A
2012	41.9%	24,881	59,333
2013	43.8%	26,372	60,233
2014	44.9%	27,238	60,628
2015	45.3%	27,847	61,490

### Rush City Public School District

Year	Percent Proficient	Number Proficient	Number Tested
2011	N/A	N/A	N/A
2012	30.1%	22	73
2013	32.3%	21	65
2014	41.4%	29	70
2015	57.4%	39	68

### Rush City Secondary

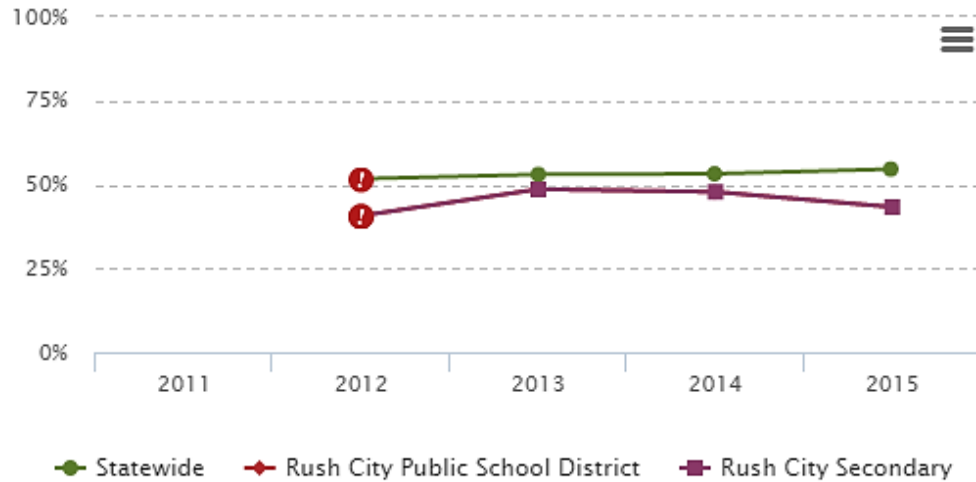
Year	Percent Proficient	Number Proficient	Number Tested
2011	N/A	N/A	N/A
2012	30.1%	22	73
2013	32.3%	21	65
2014	41.4%	29	70
2015	57.4%	39	68

# RCHS MCA III Science Grade HS

**Rush City Secondary** Rush City Public School District  
 Test: MCA-III, Subject: Science, Grade: HS



2011 - 2015 Proficiency



Statewide			
Year	Percent Proficient	Number Proficient	Number Tested
2011	N/A	N/A	N/A
2012	51.7%	29,541	57,090
2013	53.0%	29,387	55,498
2014	53.2%	29,834	56,071
2015	54.6%	31,351	57,389

Rush City Public School District			
Year	Percent Proficient	Number Proficient	Number Tested
2011	N/A	N/A	N/A
2012	40.7%	24	59
2013	48.6%	35	72
2014	47.8%	32	67
2015	43.3%	26	60

Rush City Secondary			
Year	Percent Proficient	Number Proficient	Number Tested
2011	N/A	N/A	N/A
2012	40.7%	24	59
2013	48.6%	35	72
2014	47.8%	32	67
2015	43.3%	26	60